

RAPID ASSESSMENT

NEEDS OF PEOPLE LIVING WITH HIV IN THE CONTEXT OF COVID-19

UGANDA

PRELIMINARY REPORT

APRIL 20, 2020

mubangizij@unaids.org

stella.kentutsi@nafophanu.org



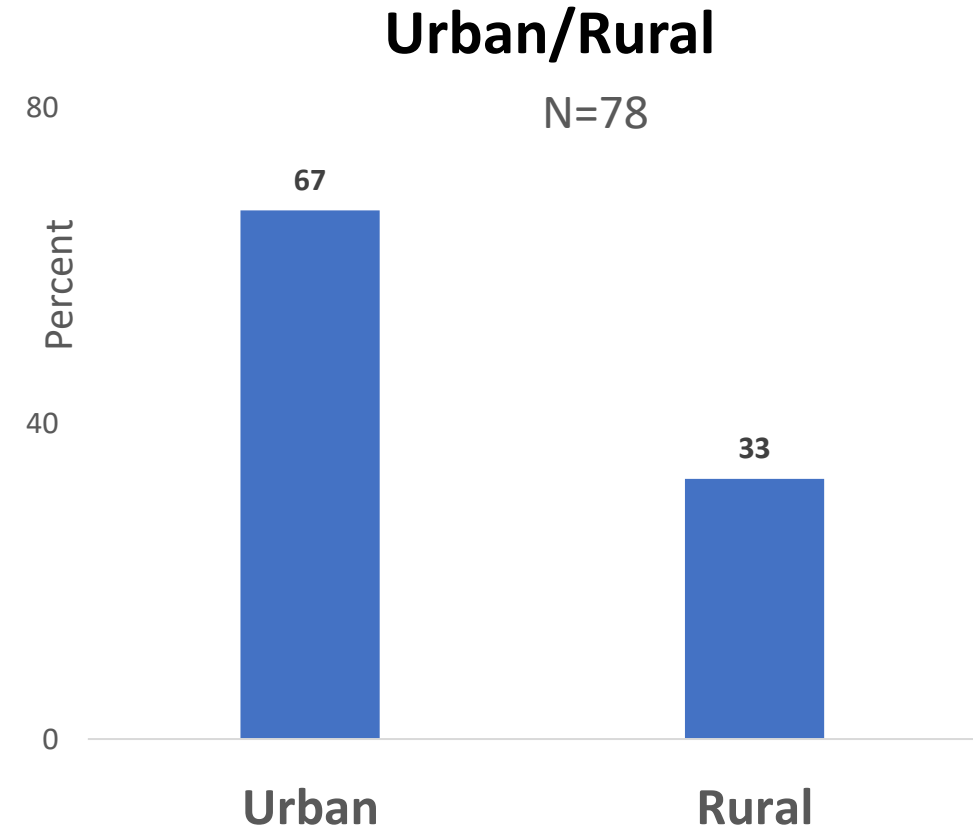
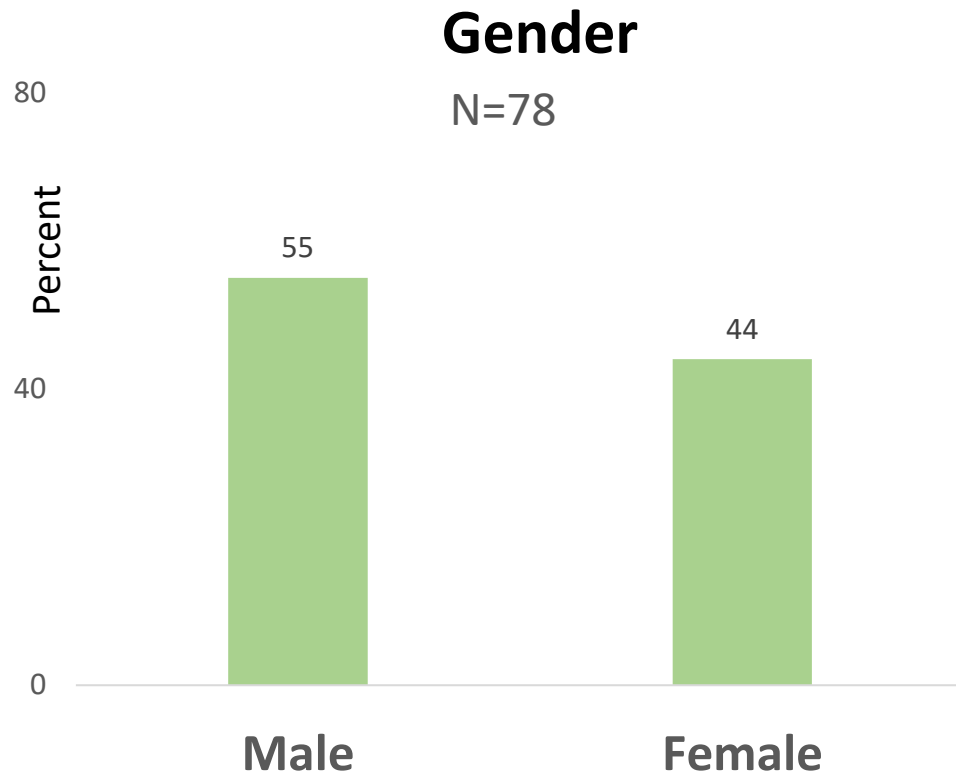
RATIONALE AND APPROACH

- A rapid survey was commissioned to assess the needs, access to ARVs, medical care or other services among people living with HIV in Uganda during the COVID-19 period
- The study was conducted among members of National Forum of People Living with HIV/AIDS Networks in Uganda (NAFOPHANU)
- Study used Survey Monkey online software to collect the data
- The questions were designed, reviewed and pretested online
- Interviews conducted between 31st March and 7th April 2020 in English and local languages
- 78 people living with HIV were interviewed based on purposive sampling
- Disclaimer: This is a survey of NAFOPHANU members and may not represent the views of the 1.4m PLHIV in Uganda

AMUDAT PLHIV FORUM LEADERS -CONSULTATIVE MEEETING, MARCH 2020



SURVEY RESPONDENTS (%)

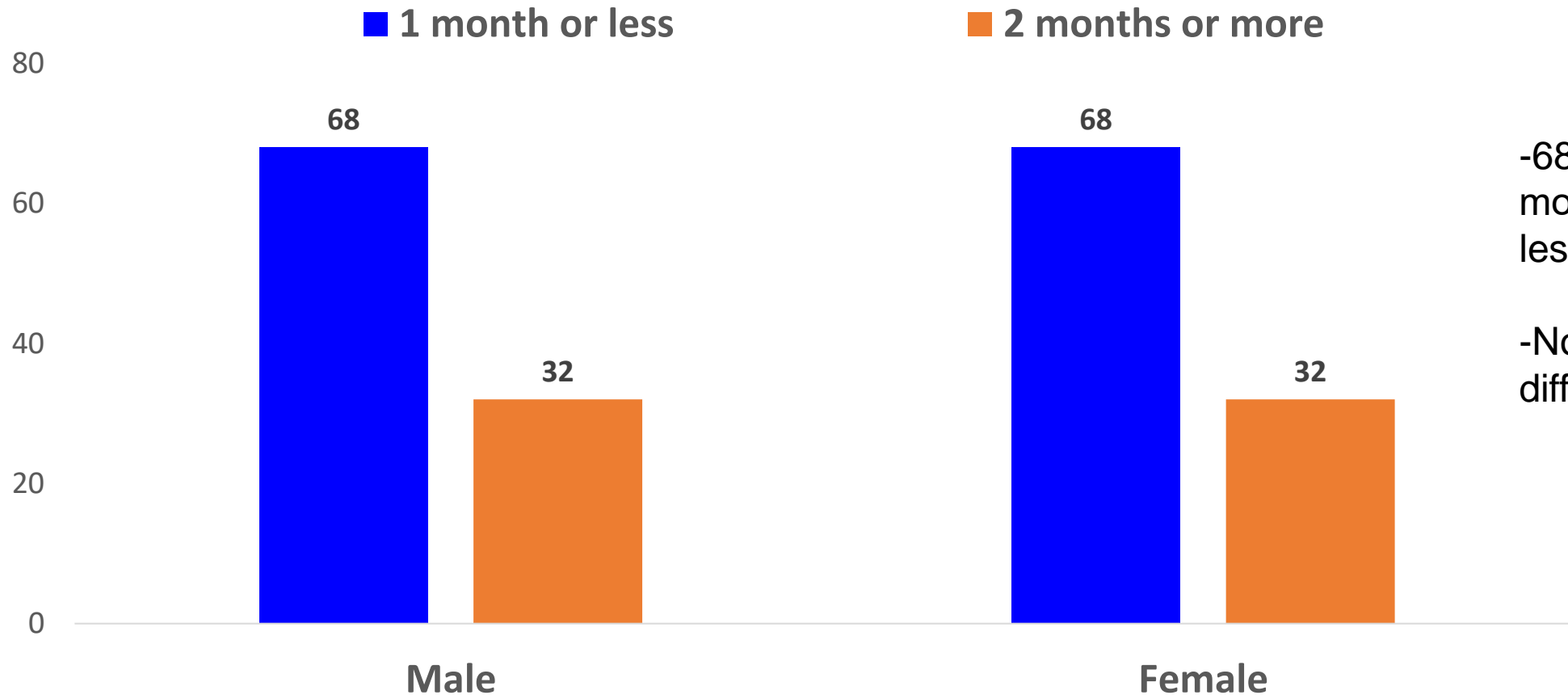


- 55% were male; 67% were from urban areas. The average age was 27 years, range 19 to 58 years
- Covered 22 districts nationwide but most were from Kampala (24), Wakiso (22), Masaka (6), Jinja (4) and Kabarole (3)

KEY FINDINGS

- **60%** of participants **had two people or more** on ART in the household including respondent
- **23% (18/78)** of respondents had children in the household who were taking ARVs
- **73%** of the respondents knew three months as the usual supply for ARVs (3MMD)
- **68% of all respondents** had ARV supplies for only a month or less. **32% had ARV supplies for 2 months or more.** There was no significant difference by gender and age

MONTHS OF ARV SUPPLY REMAINING (%)



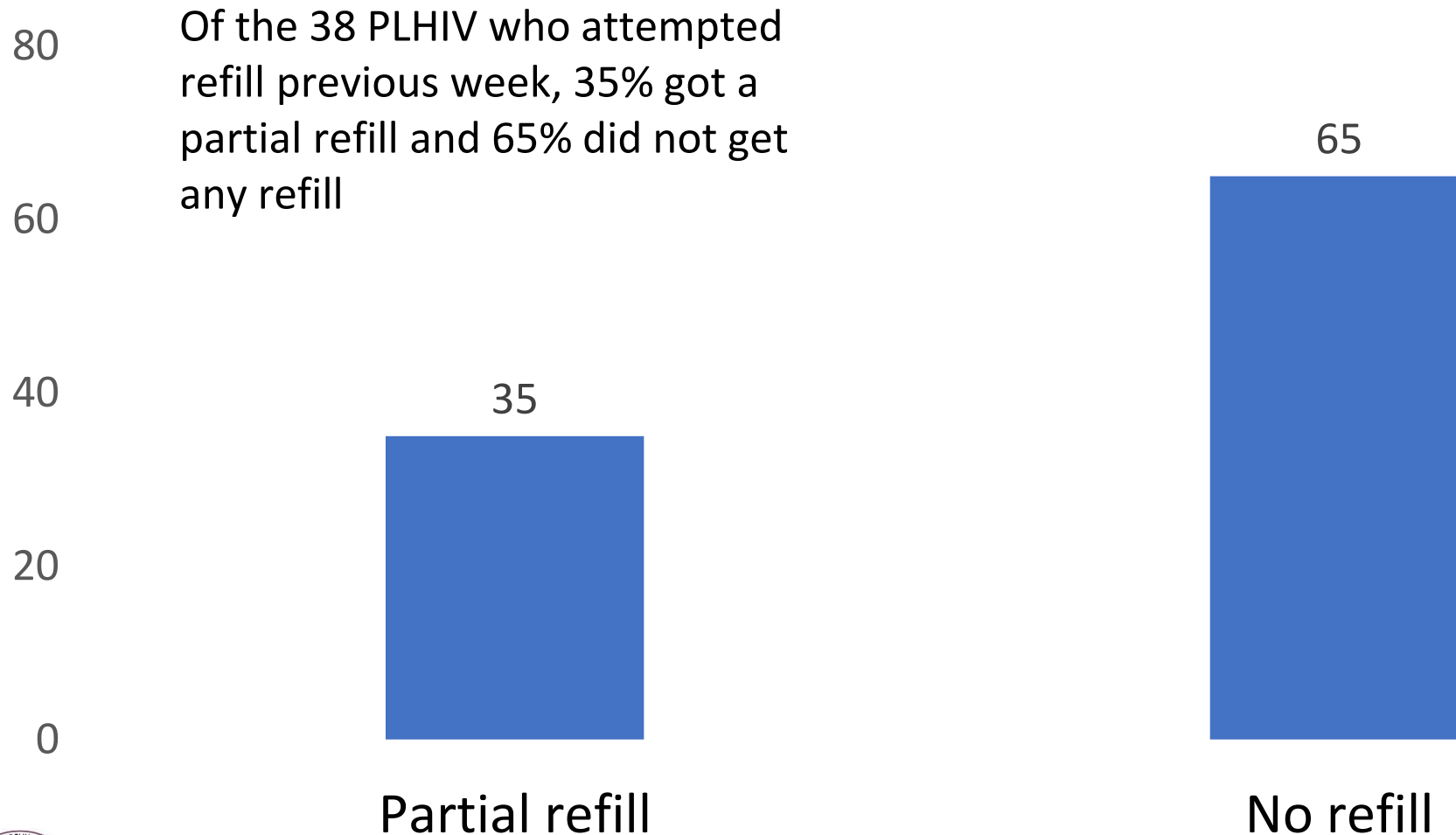
-68% had a month's supply or less

-No gender differences



n=78 respondents

EXPERIENCE WITH REFILLS (%)

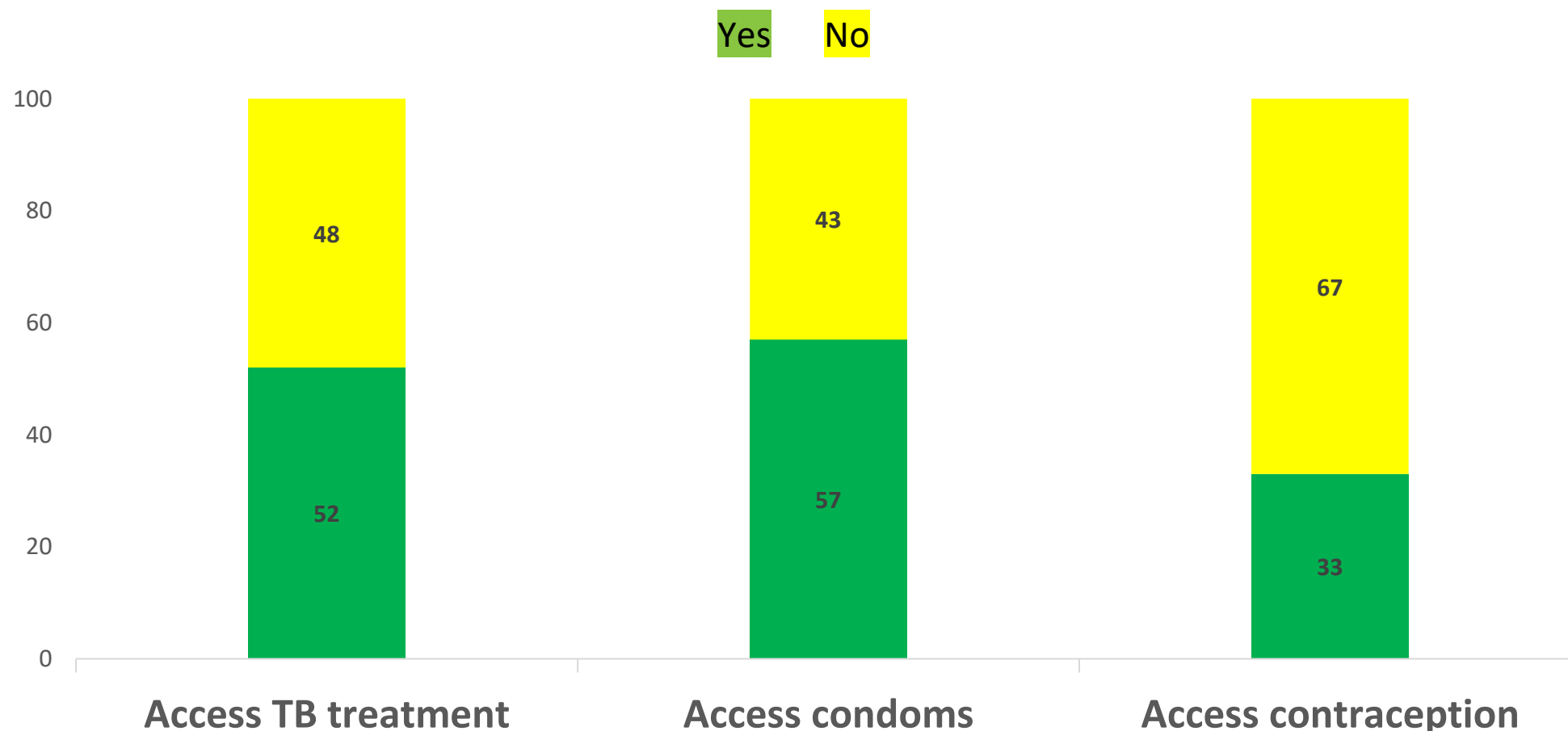


n=38 respondents

ACCESS TO OTHER SERVICES AMONG THOSE WHO NEED THEM

- Can access TB treatment: 52% (n=27/52 respondents)
- Can access condoms: 57% (n=35/61 respondents)
- Can access contraception: 33% (17/51 respondents)

ABILITY TO ACCESS THE FOLLOWING SERVICES AMONG THOSE WHO NEED THEM (%)



KEY ISSUES RAISED BY RESPONDENTS

- Open-ended questions showed that the major challenges faced by PLHIV include:
 - Lack of transport
 - Long distances to reach their usual facility which is sometimes far from home
 - Not having disclosed
 - Lack of protective gear (masks)
 - Fear of exposure to COVID-19; and
 - Lack of money for other drugs such as paracetamol and multivitamins
- 23% of respondents had children taking ARVs and given difficulties of caretakers going with a child to pick ARVs on foot, there is need to prioritize transport access for caretakers and children
- Analysis also suggested need for TB screening and to ensure completion of TB treatment to minimize risk of transmission to other household members, and to reduce vulnerability to COVID19

PRELIMINARY CONCLUSIONS

- Two thirds of respondents had only one month's supply of ARVs or less. If current lockdown does not allow provisions for easier access, there could be a looming ARV drop out
- Of those who attempted a refill the preceding week, two thirds were unsuccessful. There is need to ensure that health care facilities have adequate supplies so as to respond to the needs of ARV clients
- There is need for PLHIV networks to proactively link closer to the district distribution mechanisms so that they can influence, and facilitate, access to services
- There is need to prioritize children, who comprise a silent population
- Despite COVID19, there is still need to avail other key services including TB care, condoms and contraceptives

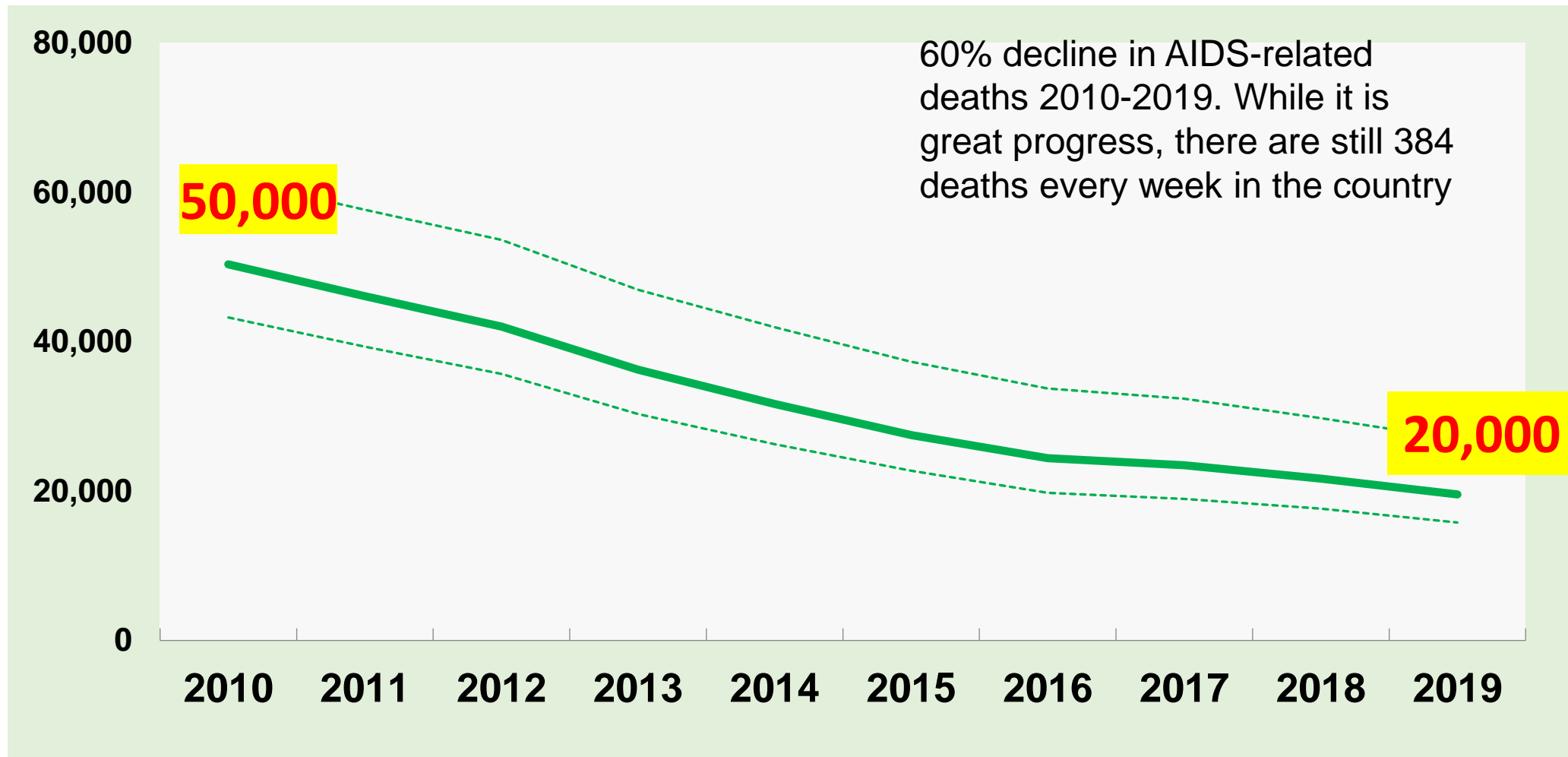
NEXT STEPS

- Expand the sample size and get additional views of PLHIV
- Include questions specific to adolescents and children
- Expand geographic reach to include more districts
- Update the questionnaire and collect the next round of data in the first week of May

ADDITIONAL SLIDES

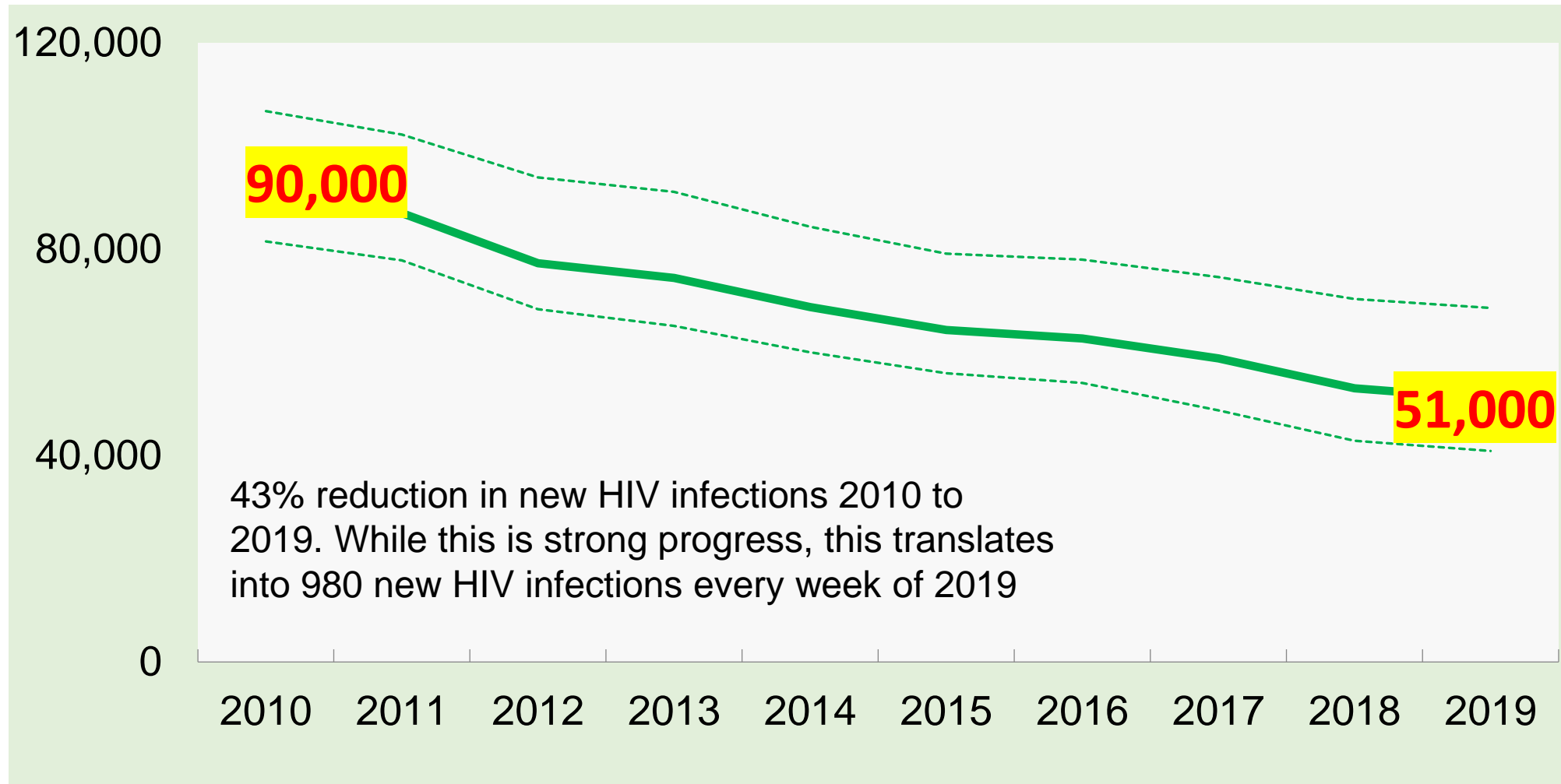
National Estimates for HIV in Uganda, 2019

NUMBER OF AIDS-RELATED DEATHS, UGANDA, 2019



Source: UNAIDS/MOH, 2020

NUMBER OF NEW HIV INFECTIONS, UGANDA, 2019

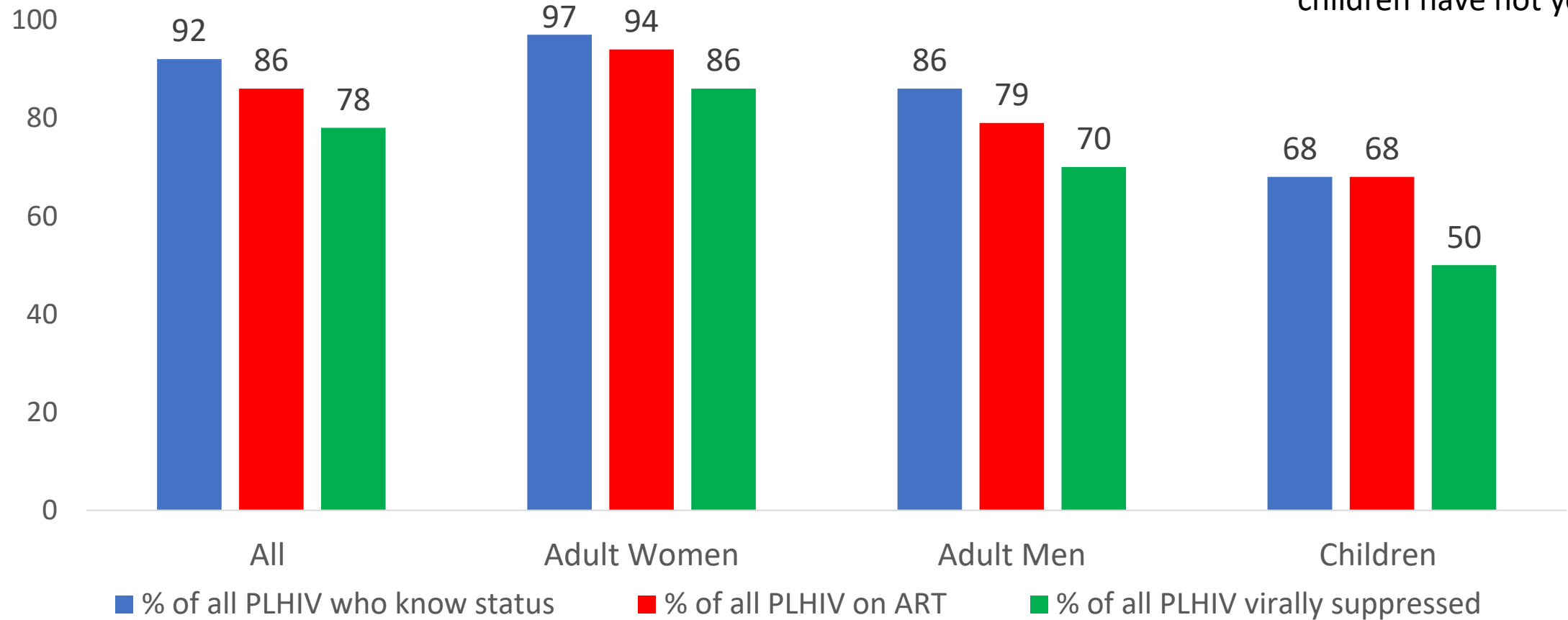


Source: UNAIDS/MOH, 2020



TREATMENT CASCADE, UGANDA, 2019

Adult women in Uganda have exceeded the 90-90-90 target; men and children have not yet



CONCLUSION

- Uganda has achieved the 90-90-90 targets before the target year of 2020. As at end of December 2019, 92% PLHIV knew their HIV status, 86% were on treatment and 78% were viral suppressed. Most of this progress is due to adult women who have exceeded the targets. Men and children still lag behind
- Uganda has registered a 60% decline in AIDS related deaths and 43% in new HIV infections between 2010 and 2019. However there were still 384 deaths and 980 new HIV infections every week in the country
- There is need to maintain HIV programming during the COVID19 and after, in order to avoid eroding the fragile gains in HIV